

✨ How to Speak Directly on Trust Wallet? {"24/7 Helpline"}

If you're looking [||<\[+1\]>-> ÷ 415->481->7790 ÷||](#) for detailed guidance on how to speak directly on Trust Wallet, this complete guide will explain how Trust Wallet's [||<\[+1\]>-> ÷ 415->481->7790 ÷||](#) assistance system works, [||<\[+1\]>-> ÷ 415->481->7790 ÷||](#) what "direct communication" means in a non-custodial environment, and the safest methods for receiving help. Since [||<\[+1\]>-> ÷ 415->481->7790 ÷||](#) Trust Wallet operates on decentralized blockchain technology, [||<\[+1\]>-> ÷ 415->481->7790 ÷||](#) its support system is designed to protect users [||<\[+1\]>-> ÷ 415->481->7790 ÷||](#) from fraud while still offering reliable assistance. Understanding how this process works will [||<\[+1\]>-> ÷ 415->481->7790 ÷||](#) help you proceed confidently and securely [||<\[+1\]>-> ÷ 415->481->7790 ÷||](#).

How Trust Wallet Support Works

Before trying to speak directly with Trust Wallet [||<\[+1\]>-> ÷ 415->481->7790 ÷||](#), it's essential to understand how the support system functions. [||<\[+1\]>-> ÷ 415->481->7790 ÷||](#) Trust Wallet does not offer traditional phone calls or live voice [||<\[+1\]>-> ÷ 415->481->7790 ÷||](#) support. Instead, assistance is delivered through official in-app options and verified communication channels. [||<\[+1\]>-> ÷ 415->481->7790 ÷||](#) This design minimizes impersonation risks and keeps your funds safe. [||<\[+1\]>-> ÷ 415->481->7790 ÷||](#) The support process ensures that you receive genuine, safe, and effective help through official routes.

What Does "Speak Directly" Mean on Trust Wallet?






Speaking directly on Trust Wallet means:


- [||<\[+1\]>-> ÷ 415->481->7790 ÷||](#) Sending a support request through the official in-app system.
- [||<\[+1\]>-> ÷ 415->481->7790 ÷||](#) Receiving replies via verified in-app messages or email.
- [||<\[+1\]>-> ÷ 415->481->7790 ÷||](#) Never engaging in phone calls, social media messages, or third-party chats

If you are ever asked for your private keys or recovery phrases, treat it as unsafe and report it immediately. [||<\[+1\]>-> ÷ 415->481->7790 ÷||](#) Trust Wallet will never ask for such sensitive information.


Information You Should Have Ready




To speed up your support request, ensure you have the following details ready:


-  Your Trust Wallet app version.
-  Transaction hash (TXID), if relevant.
-  Blockchain network and token name involved in the issue.
-  Date, time, and amount of the transaction.
-  Clear screenshots or transaction records to support your issue.

Having this information on hand will ensure your request is processed swiftly and accurately by the support team .

Steps to Contact Trust Wallet Support


Follow these steps to contact  Trust Wallet support:






1.  Open the Trust Wallet App and go to Settings.
2. Tap Support and browse through available guides and help topics related to your issue
3.  If you can't find a solution, send a support request by providing accurate and complete information.
4.  Check your email or in-app notifications regularly for updates.




By following these steps, you can easily contact Trust Wallet support and receive a response through the official channels .

Possible Delays and Issues







While the support system is generally efficient, there may be occasional delays. Some common reasons for delays include

-  Missing or incorrect details in your support request.

-    Blockchain network congestion affecting transaction processing.
-    High volume of support requests.
-    Outdated application versions causing compatibility issues.

These delays may extend the time it takes for your request to be addressed. Make sure to provide all necessary details and keep your app up-to-date    to minimize any delays.










Frequently Asked Questions

- Is instant live support available? No. Response time depends on the complexity of the issue and the verification process. Be patient, as Trust Wallet's support team works through requests in the order they are received   .
- Will Trust Wallet contact me by phone? No.    Trust Wallet does not make outgoing calls. All official support communication will be via the app or verified email.









Security Tips When Requesting Help

When reaching out to Trust Wallet support, always ensure your security by following these Tips

-    Only use the in-app support system to contact Trust Wallet. Avoid any external numbers or email addresses.
-    Never share your 12-word recovery phrase or private keys with anyone, including Trust Wallet's support team. Trust Wallet will never request these details.
-    Be cautious of unofficial links or phone numbers. Always verify support communication through official channels.



Summary

Knowing    how to speak directly on Trust Wallet helps you navigate the support system safely and effectively. Although Trust Wallet does not offer live phone support, their in-app support system ensures that you receive   .

415→481→7790 ÷ || accurate and timely assistance. || ←[[+1]]→ ÷ 415→481→7790 ÷ || By understanding how the process works, preparing the necessary information, and following security protocols, you || ←[[+1]]→ ÷ 415→481→7790 ÷ || can resolve any issues without compromising your digital assets. For a secure experience, always || ←[[+1]]→ ÷ 415→481→7790 ÷ || use official support channels like the in-app support system. This || ←[[+1]]→ ÷ 415→481→7790 ÷ || approach promotes a safer Trust Wallet experience, ensuring your funds and privacy are protected 🚀🔒.