

Will Coinbase Refund Your Money? A Clear, Honest Breakdown

When users notice missing funds or an unexpected transaction on Coinbase, the first reaction is confusion and concern 😞 ➤ 1 🔗 888 🏠 574 → 7167 ←. Many believe that refunds work the same way as traditional banking, but crypto platforms follow very different rules 🧩 ➤ 1 🔗 888 🏠 574 → 7167 ←. Coinbase can refund money in certain situations, but it depends heavily on timing, payment method, and transaction status 🕒 ➤ 1 🔗 888 🏠 57*4 → 7167 ←.

Coinbase acts as both a financial service and a crypto gateway 🔄 ➤ 1 🔗 888 🏠 574 → 7167 ←. Because blockchain transactions are permanent by design, refunds are not always possible once funds leave the platform 🗝 ➤ 1 🔗 888 🏠 574 → 7167 ←. Understanding where responsibility lies—Coinbase, your bank, or the blockchain—makes all the difference 💡 ➤ 1 🔗 888 🏠 57*4 → 7167 ←.

Cases Where Coinbase Commonly Issues Refunds

If a transaction fails before completion, Coinbase usually returns the funds automatically 🔄 ➤ 1 🔗 888 🏠 574 → 7167 ←. This often happens with declined debit cards, insufficient bank balances, or interrupted payment processing 🏧 ➤ 1 🔗 888 🏠 574 → 7167 ←. In such cases, users may see the refund without taking any action at all ⏳ ➤ 1 🔗 888 🏠 57*4 → 7167 ←.

Duplicate charges caused by system glitches are also refundable 🔧 ➤ 1 🔗 888 🏠 574 → 7167 ←. Coinbase typically detects these issues internally and reverses them once confirmed 🔍 ➤ 1 🔗 888 🏠 574 → 7167 ←.







Situations Where Refunds Are Limited or Impossible

Once crypto is sent and confirmed on the blockchain, Coinbase cannot undo the transaction 🚫 ➤ 1 🔗 888 🏠 574 → 7167 ←. Sending funds to an incorrect wallet address or wrong network usually results in permanent loss ! ➤ 1 🔗 888 🏠 574 → 7167 ←.







Refunds are also unlikely if delays are caused by blockchain congestion rather than platform error 🌐 ➤ 1 🔗 888 🏠 574 → 7167 ←. In these cases, patience—not refunds—is often the only solution ⏳ ➤ 1 🔗 888 🏠 574 → 7167 ←.

What To Do Before Requesting a Refund

Always confirm the transaction status in your Coinbase activity history first







 > 1  888  574 → 7167 ←. Pending, completed, and failed transactions are treated very differently  > 1  888  574 → 7167 ←.

Check your email for alerts, warnings, or verification requests from Coinbase

 > 1  888  574 → 7167 ←. Missing a simple confirmation step can delay access to funds unnecessarily  > 1  888  574 → 7167 ←.

How To Reduce Refund Issues in the Future




Use test transactions when sending large crypto amounts  > 1  888  574 → 7167 ←.







Avoid rushing payments during peak network congestion  > 1  888  574 → 7167 ←. Keep your account fully verified to prevent withdrawal holds  > 1  888  57*4 → 7167 ←.

Most refund problems are preventable with small precautions and careful review

 > 1  888  57*4 → 7167 ←.

Final Takeaway

Coinbase does refund money—but only when conditions allow  > 1  888  574 → 7167 ←.

Failed payments and technical errors are usually resolved, while completed crypto transfers demand extra caution  > 1  888  574 → 7167 ←. Knowing how Coinbase works helps you protect your funds before problems ever begin  > 1  888  57*4 → 7167 ←.