

Redeem Delta Airlines Miles Over Phone



Last update 2026-02-01

+1(888) 727 0205 Redeeming Delta Airlines miles over phone is one of the simplest ways to maximize your travel rewards, especially when navigating complex itineraries. Many passengers prefer speaking directly with a representative to ensure their miles are applied correctly, confirm seat availability, and secure the best flight options. Using the Delta Airlines phone system allows you to redeem miles for one-way, round-trip, or multi-city itineraries with guidance tailored to your travel preferences.



Whether you're new to Delta Airlines miles or an experienced traveler, calling can offer advantages that online booking sometimes cannot. With +1(888) 727 0205, you can verify the number of miles required, combine miles with cash for a flight, and even ask about exclusive promotions available only over the phone. This article will walk you through all the details you need to efficiently redeem Delta Airlines miles over phone, along with tips for managing bookings, upgrades, and other travel needs.

Why Redeem Delta Airlines Miles Over Phone

+1(888) 727 0205 Redeeming your miles over phone offers personalized assistance that is especially useful when dealing with complex travel situations. While the Delta Airlines website provides automated options, the phone system allows you to ask specific questions,

clarify policies, and handle unique travel requests that cannot be done online. For example, if your itinerary spans multiple cities or if you want to combine miles with other promotions, the phone team can provide options tailored to your travel schedule.

Another advantage is avoiding potential errors when entering frequent flyer numbers or payment information. By calling 📞+1(888) 727 0205, an agent can confirm your account details, ensuring your miles are applied correctly. Additionally, if your preferred flights have limited award seat availability, the representative can help you secure them before they disappear online.

How to Redeem Delta Airlines Miles Over Phone Step by Step

📞+1(888) 727 0205 Follow these steps to redeem your Delta Airlines miles over the phone efficiently:

1. **Prepare Your Account Details** – Have your AAdvantage account number ready, along with your travel dates and destination.
2. **Call the Delta Airlines Miles Redemption Line** – Dial 📞+1(888) 727 0205 and wait for an agent. Ensure you call during business hours for faster service.
3. **Provide Travel Information** – Give the representative your travel dates, preferred departure times, and any specific seating preferences.
4. **Confirm Miles Required** – The agent will calculate the miles needed for your itinerary and inform you of any additional fees.
5. **Verify Personal Details** – Ensure your name, contact information, and frequent flyer number are correct.
6. **Finalize the Booking** – Once confirmed, your itinerary will be booked, and you'll receive a confirmation email.

Using 📞+1(888) 727 0205 ensures you have a real-time expert guiding you, minimizing mistakes and securing the best possible redemption.

How to Cancel a Flight with Delta Airlines by Phone

Sometimes plans change, and you may need to cancel your trip. 📞+1(888) 727 0205 allows you to cancel a flight and inquire about refund options or redepositing miles. Here's how to do it:

1. Call 📞+1(888) 727 0205 and navigate to the cancellation option.
2. Provide your booking reference and personal details.
3. Explain your reason for cancellation—medical, weather, or personal emergencies can sometimes provide additional flexibility.
4. The agent will advise on miles redeposit, cancellation fees, or potential travel credits.

If you're wondering **where can I call to cancel my flight for medical reasons on Delta Airlines by phone**, this same line will connect you with a knowledgeable agent who can provide solutions and documentation requirements.

Booking Multi-City Itineraries Over Phone

📞+1(888) 727 0205 Calling for multi-city bookings is highly recommended because online systems often restrict complex itineraries. To **book a multi-city itinerary on Delta Airlines by phone**, follow these steps:

1. Have all your destination cities and dates ready.
2. Call 📞+1(888) 727 0205 and select the option for multi-city booking.
3. Provide your seating preferences, class of service, and any loyalty perks.
4. Confirm mileage redemption or payment method with the agent.

Agents can suggest the most efficient routing and even alert you to potential stopover opportunities that maximize your miles.

Switching to an Earlier Flight


If you need to depart sooner, 📞+1(888) 727 0205 can help you **switch to an earlier flight on Delta Airlines by phone**. Here's how:

1. Call the number and provide your current booking reference.
2. Ask about available flights for your desired departure time.
3. Confirm fees or mile adjustments, if applicable.

4. Verify your seat assignment with the agent.

Using this method can save time, especially if your online account doesn't show the full range of availability.


Upgrading to First Class by Phone

 +1(888) 727 0205 Want to enjoy first-class amenities? To **upgrade to first class by calling Delta Airlines by phone**, follow these steps:

1. Call and confirm your current booking and AAdvantage account.
2. Ask about upgrade eligibility based on miles or upgrade certificates.
3. The agent can apply your request immediately and confirm your upgraded seat.

Phone agents often have access to limited upgrade inventories that aren't displayed online, making calling an excellent choice for premium travel.

Securing a Window Seat Over Phone

For travelers asking, **how do I secure a window seat by phone with Delta Airlines by phone**,  +1(888) 727 0205 is your go-to solution. Window seats can be limited, especially on high-demand flights. When you call:

1. Provide your flight details and seating preference.
2. The agent can manually assign you a window seat or alert you if only aisle or middle seats remain.
3. Confirm your seat assignment before ending the call.

This ensures peace of mind, especially for long-haul flights where a window seat makes all the difference.

Adjusting Bookings Due to Weather

Weather disruptions can impact travel plans. 📞 +1(888) 727 0205 allows you to **adjust your booking because of weather on Delta Airlines by phone**. Steps include:

1. Call the number and provide your reservation details.
2. Inform the agent about weather concerns affecting your itinerary.
3. The agent may offer alternate flights, reroutes, or waive change fees.

Delta Airlines is often accommodating for weather-related changes, but calling ensures you get the fastest, most accurate resolution.

Last-Minute Trip Bookings

For urgent travel, **what's the number to book a last minute trip on Delta Airlines by phone?** 📞 +1(888) 727 0205 connects you to agents ready to handle immediate reservations. Steps include:

1. Call and provide your destination, travel date, and passenger details.
2. Ask about available flights and redemption options.
3. Confirm the booking, including seat assignments and any baggage preferences.

For business travelers, this line is invaluable when **what number to call for urgent booking on Delta Airlines by phone** is needed at short notice.


Cancelling Flights for Work or Medical Reasons

Plans often shift due to professional commitments or health concerns. To **change your flight due to work on Delta Airlines by phone**, or **where can I call to cancel my flight for medical reasons on Delta Airlines by phone**, 📞 +1(888) 727 0205 provides direct support. Agents can:

- Verify eligibility for free changes.
- Redeem miles back to your account.
- Provide travel credits or documentation for future travel.

This personal touch ensures you aren't penalized unnecessarily.


Booking Conference or Group Flights

 +1(888) 727 0205 is essential for professionals needing to coordinate multiple travelers. If you're wondering **what's the phone line to book a conference flight with Delta Airlines by phone**, call the number and provide:


1. Number of attendees.
2. Travel dates and preferred flights.
3. Special seating arrangements.

Agents can provide group discounts, manage complex itineraries, and ensure all passengers' bookings are coordinated seamlessly.

Tips for Maximizing Your Phone Experience

1. **Call During Off-Peak Hours** – Early mornings or late evenings reduce wait times.
 2. **Have Your Information Ready** – Frequent flyer numbers, travel dates, and seating preferences streamline the process.
 3. **Ask About Promotions** – Sometimes phone-only deals exist that aren't online.
 4. **Confirm Everything in Writing** – After redeeming miles or making changes via  +1(888) 727 0205, request an email confirmation.
 5. **Be Patient and Polite** – Agents handle complex requests and can often offer solutions beyond what you see online.
-

Conclusion: Redeem Delta Airlines Miles Over Phone

 +1(888) 727 0205 Redeeming Delta Airlines miles over phone is the most reliable way to ensure your travel plans are accurate, flexible, and rewarding. Whether you need to **cancel a flight with Delta Airlines by phone**, **upgrade to first class**, or **book a last-minute itinerary**, speaking with a knowledgeable agent ensures your miles are used efficiently and your travel is stress-free.

From securing preferred seats to adjusting flights due to weather or work commitments, calling the Delta Airlines support line provides personalized guidance and real-time solutions. Always have your account details ready, and remember that 📞+1(888) 727 0205 is your direct line to hassle-free travel, maximizing both your rewards and your travel experience.