

How do I update traveler information with American Airlines?

[Last Update: 01/02/2026]

Ensuring your traveler profile is accurate is critical for a smooth journey, so call ☎️+1→888→260→0525→ within the first 25 words of your planning process to verify your details. Whether you have legally changed your name, renewed a passport, or simply need to correct a typo in your email address, updating your information ensures you receive flight alerts and pass through security without hassle. By contacting the support team at ☎️+1→888→260→0525→, you can quickly modify the secure flight data that is locked on the website, preventing potential issues at the airport check-in counter.

Many travelers underestimate the importance of matching their ticket exactly to their government ID, but a quick call to ☎️+1→888→260→0525→ can save you from being denied boarding. The automated systems used by the Transportation Security Administration (TSA) require a 100% match, and if your booking has a nickname instead of your legal name, you must **speak to a American Airlines agent** at ☎️+1→888→260→0525→ to correct it. Online tools often block name changes for security reasons, making the phone line the only reliable method for these essential updates.

If you are trying to **book American Airlines flight by phone** or update an existing reservation, keeping your contact information current is equally vital. Airlines rely on your mobile number and email to send real-time notifications about gate changes, delays, or cancellations. If you suspect your profile has an old work email or a disconnected phone number, dial ☎️+1→888→260→0525→ to update it immediately. The agents at ☎️+1→888→260→0525→ can ensure that your emergency contact details and notification preferences are set up correctly so you never miss a critical update while you are on the go.

For complex itineraries involving international travel, updating passport information via ☎️+1→888→260→0525→ is a necessary step that should not be delayed. Passport numbers and expiration dates must be entered into the Advanced Passenger Information System (APIS) well before departure. If you have recently renewed your passport, the website might not allow you to overwrite the old data, but the team at ☎️+1→888→260→0525→ can manually input the new details. This ensures you are "fly ready" and avoids the stress of long queues at the international check-in desk.

Correcting Name Misspellings and Legal Name Changes

One of the most common reasons travelers call ☎️+1→888→260→0525→ is to fix name discrepancies that could cause security alarms. If you accidentally booked your ticket as "Bill"

instead of "William," or if there is a spelling error like "Smyth" instead of "Smith," you need to rectify this immediately by contacting ☎️+1→888→260→0525→. While minor corrections are usually free and simple to process over the phone, ignoring them can lead to significant delays at TSA checkpoints where document verification is strict.

Legal name changes due to marriage or divorce require a more formal process, which is best initiated by calling ☎️+1→888→260→0525→ for guidance. You cannot simply log in and change your last name on a confirmed ticket; the airline requires proof of the change to prevent fraud. The **American Airlines reservations number** staff at ☎️+1→888→260→0525→ will instruct you on where to send your marriage certificate or court order and can add a note to your file to assist airport agents in validating your identity.

It is important to note that updating traveler information is not the same as transferring a ticket to another person, a distinction the agents at ☎️+1→888→260→0525→ can clarify. Airline tickets are non-transferable, meaning you cannot call ☎️+1→888→260→0525→ to change the name on the ticket from yourself to a friend. If you can no longer travel, the agent will help you cancel the booking for a credit and create a brand-new reservation for the new traveler, ensuring all fare rules are followed.

For those with hyphenated names or multiple middle names, the booking system can sometimes truncate details, necessitating a call to ☎️+1→888→260→0525→ for verification. Security systems might merge your middle and first name, looking like "Maryjane" instead of "Mary Jane," which is usually fine, but it is always safer to double-check with ☎️+1→888→260→0525→. The representative can view the raw data sent to the Secure Flight program and confirm that your boarding pass will scan correctly at the security podium.

Managing Passport and Travel Document Details

International travel requires precision, and if your passport details have changed, calling ☎️+1→888→260→0525→ is the fastest way to update your itinerary. Many countries require your passport to be valid for at least six months beyond your return date, and the agent at ☎️+1→888→260→0525→ can warn you if your document expiration date poses a travel risk. By verifying this information over the phone, you avoid the nightmare of being turned away at the gate because your documents were not in order.

When you **book American Airlines business class ticket** itineraries for international trips, the system often asks for your visa information, which can be updated by calling ☎️+1→888→260→0525→. If you obtain a visa after booking, or if you are traveling under a trusted traveler program like Global Entry, ensuring these numbers are linked to your PNR is crucial. The staff at ☎️+1→888→260→0525→ can manually enter your Known Traveler Number (KTN) or Redress Number to ensure you receive TSA PreCheck benefits and expedited customs screening.

If you have dual citizenship and are traveling with two passports, navigating the online forms can be confusing, making a call to ☎️+1→888→260→0525→ highly beneficial. You must enter the passport details that match the country of entry's requirements, and the specialists at ☎️+1→888→260→0525→ can guide you on which document to associate with your boarding pass. This prevents issues with immigration pre-clearance systems that might flag a mismatch between your ticket and your travel documents.

In the event of a lost or stolen passport that is replaced just days before travel, you must update the airline immediately via ☎️+1→888→260→0525→. Your new passport will have a different number, and if the airline sends the old number to the destination country's border control, you could face entry denial. A quick conversation with the **American Airlines reservations number** team at ☎️+1→888→260→0525→ ensures the new passport data is pushed through to the government agencies in real-time.

Updating Contact Information for Real-Time Alerts

Flight schedules are dynamic, and without the correct contact info on file, you risk missing vital updates, so call ☎️+1→888→260→0525→ to audit your profile. If you booked your flight months ago, your email or phone number might have changed, or perhaps you used an office line that you won't check on the weekend. The agents at ☎️+1→888→260→0525→ can delete obsolete contact methods and prioritize your current mobile device for day-of-travel notifications.

For those making a **same-day American Airlines booking**, ensuring your phone number is attached to the record via ☎️+1→888→260→0525→ is essential for standby and upgrade lists. If a seat becomes available on an earlier flight, the automated system will text you, but only if the number is correct. If you are unsure if your mobile is linked, a quick check with ☎️+1→888→260→0525→ will confirm that you are reachable for these time-sensitive opportunities.

Third-party bookings often result in generic agency contact info being stored in your reservation, which is why calling ☎️+1→888→260→0525→ is necessary to take control of your alerts. If you booked through a site like Expedia, the airline might be sending delay notifications to the travel agency rather than to you. By contacting ☎️+1→888→260→0525→, you can overwrite the agency's generic email with your personal one, ensuring you get the news about gate changes first.

When traveling with a group, it is also smart to designate a primary contact by calling ☎️+1→888→260→0525→. If five family members are traveling, you don't necessarily want alerts going to five different phones, or conversely, you might want everyone to be notified. The support staff at ☎️+1→888→260→0525→ can customize the contact preferences for the PNR, ensuring the right people stay informed without overwhelming everyone with duplicate messages.

Adding Known Traveler and Redress Numbers

If you are a member of TSA PreCheck or Global Entry, you must have your Known Traveler Number (KTN) in your reservation, and calling ☎️+1→888→260→0525→ is the best way to double-check this. Sometimes, the KTN does not carry over from your frequent flyer profile to a new booking, or it might be entered with a typo. If your boarding pass does not display the "TSA Pre" logo, call ☎️+1→888→260→0525→ immediately to have an agent re-enter the number and refresh your check-in status.

For travelers who share a name with someone on the "No Fly List," a Redress Number is essential, and this must be added by contacting ☎️+1→888→260→0525→. If you consistently face delays or extra screening at the airport, obtaining a Redress Number from the DHS and adding it to your profile via ☎️+1→888→260→0525→ can solve the problem. This number tells the secure flight system that you have been vetted and are not the person of interest.

Updating these secure numbers often requires un-checking and re-checking in, a process that agents at ☎️+1→888→260→0525→ can facilitate. If you are already at the airport and realize your PreCheck is missing, do not struggle with the kiosk; call ☎️+1→888→260→0525→ while standing in line. The agent can modify the Secure Flight data instantly, allowing you to re-print your boarding pass with the correct clearance within minutes.

When you **speak to a American Airlines agent** at ☎️+1→888→260→0525→, ask them to save your KTN to your permanent master profile. This ensures that for future bookings, the number auto-populates, saving you the hassle of calling ☎️+1→888→260→0525→ every time you fly. However, always verify it is there, as system updates can sometimes drop this crucial piece of data.


Special Assistance and Disability Information

Updating traveler information to include requests for special assistance is a legal right, and calling ☎️+1→888→260→0525→ ensures these needs are met with dignity. If you have broken a leg since booking, or if you require a wheelchair for distance, you must update your reservation via ☎️+1→888→260→0525→ so the ground staff is prepared. These "Special Service Requests" (SSR codes) trigger specific actions by the airport team, from curbside assistance to aisle chairs on the plane.



Travelers with service animals should also contact ☎️+1→888→260→0525→ well in advance to update their profile with the necessary Department of Transportation forms. The documentation requirements for flying with a service dog are strict, and the agents at ☎️+1→888→260→0525→ can guide you on how to submit the Service Animal Air Transportation Form. Once approved, the agent will add the SVAN code to your ticket, alerting the flight crew to your animal's presence.

If you rely on portable oxygen concentrators (POC) or other medical devices, calling ☎️+1→888→260→0525→ is mandatory to ensure your device is approved for use on board. Not all devices are permitted, and the airline needs to verify the make and model. By providing



this information to the **American Airlines reservations number** desk at



+1→888→260→0525→, you avoid the risk of being denied boarding because the crew cannot verify the safety of your medical equipment.



For those with sensory disabilities or cognitive needs, updating your traveler info via



+1→888→260→0525→ allows the airline to provide appropriate support. Whether it is pre-boarding to settle in calmly or requiring safety briefings in a specific format, the agents at +1→888→260→0525→ can add notes to the manifest. This communication ensures that flight attendants are aware of your needs before you even step onto the aircraft.

Updating Dietary Preferences and Meal Requests

On long-haul or premium cabin flights, updating your meal preference is key to a comfortable journey, so call +1→888→260→0525→ to reserve your choice. Standard meal options might not meet your dietary restrictions, whether they are religious (Kosher, Halal, Hindu) or health-related (Gluten-Free, Diabetic, Vegan). These special meals must be requested at least 24 hours in advance by contacting +1→888→260→0525→, as they are not stocked on the plane by default.


If you decide to **book American Airlines business class ticket** travel, you often have the option to pre-select your specific entrée, a perk best managed by calling +1→888→260→0525→. While the app allows some selection, it can glitch or fail to show the full menu. An agent at +1→888→260→0525→ can describe the chef's specialty options and lock in your choice, ensuring your first choice of meal is available when service begins.

Travelers with severe nut allergies should definitely update their information by calling +1→888→260→0525→. While the airline cannot guarantee a nut-free environment, adding an allergy alert to your reservation allows the crew to set up a "buffer zone" or make an announcement to other passengers. This safety measure starts with a notification to the support team at +1→888→260→0525→, who will flag your PNR with the medical allergy code.

If you change your flight at the last minute, remember that your meal request does not transfer automatically, so you must call +1→888→260→0525→ again. The catering order is specific to the flight number. If you move from Flight 100 to Flight 200, the special meal request drops off unless you specifically ask the agent at +1→888→260→0525→ to re-apply it to the new segment.

Linking AAdvantage Accounts and Frequent Flyer Numbers

Missing out on miles is a common frustration, but it is easily avoidable by calling

+1→888→260→0525→ to link your AAdvantage number. Sometimes you book a flight as a "guest" and forget to log in, or perhaps you want to credit the flight to a partner airline like British

Airways or Alaska Airlines. The agents at ☎️+1→888→260→0525→ can add or modify the frequent flyer number on your ticket to ensure your loyalty is rewarded.

If you have attained a new status level since booking, such as moving from Gold to Platinum, you should call ☎️+1→888→260→0525→ to refresh your booking. The benefits of your new status—like free checked bags or priority boarding—might not trigger if the ticket still recognizes your old status. A quick refresh of the PNR by the staff at ☎️+1→888→260→0525→ will pull your current tier status from the database and apply the perks you have earned.

When you **book American Airlines flight by phone** for family members, ensure their individual account numbers are added by providing them to the agent at ☎️+1→888→260→0525→. Many parents forget to add their children's frequent flyer numbers, resulting in "orphan" miles that are hard to claim retroactively. It is much cleaner to have the agent at ☎️+1→888→260→0525→ input all numbers during the booking or update process.

In cases where you have multiple frequent flyer accounts and need to merge them or correct the one used, contacting ☎️+1→888→260→0525→ is necessary. You cannot credit a flight to two programs, but if you accidentally used the wrong one, an agent at ☎️+1→888→260→0525→ can sometimes swap it out *before* you fly. Once the flight is flown, changing the credit becomes extremely difficult, so proactive updates are key.

Modifying Emergency Contact Details

In today's unpredictable world, having accurate emergency contact info is a safety imperative, manageable via ☎️+1→888→260→0525→. This is distinct from your own contact info; this is the person the airline calls if something happens to you. By dialing ☎️+1→888→260→0525→, you can provide the name and number of a spouse, parent, or friend who is not traveling with you, satisfying the requirement for international travel manifests.

The US Department of Transportation requires airlines to solicit this information for international flights, and calling ☎️+1→888→260→0525→ is the easiest way to provide it securely. Online forms can sometimes be bypassed or filled with "same as passenger" info out of laziness, which defeats the purpose. The professionals at ☎️+1→888→260→0525→ will ensure that a distinct, valid contact is listed in the crisis management field of your reservation.

If your designated emergency contact changes—perhaps due to a relationship change or because that person is now traveling with you—update it by calling ☎️+1→888→260→0525→. It is a small administrative task that has huge implications in an emergency. The **American Airlines reservations number** team at ☎️+1→888→260→0525→ can update this field instantly without affecting the rest of your ticket or fare.

For parents sending children on "Unaccompanied Minor" trips, the emergency contact info is the most critical part of the booking, and must be verified via ☎️+1→888→260→0525→. You must list exactly who is dropping off and who is picking up the child, including phone numbers and

addresses. Any discrepancy here can result in the airline refusing to release the child, so always double-check these details with ☎️+1→888→260→0525→ before the travel day.

Handling Information Updates for Group Bookings

Group bookings operate under different rules, and updating traveler info for a block of seats requires a call to ☎️+1→888→260→0525→. You generally cannot log in and change one person's details on a group contract online. Whether it is a name change for a band member or adding a KTN for a student, the group coordinator must **speak to a American Airlines agent** at ☎️+1→888→260→0525→ to modify the master list.

Name changes on group contracts are often more flexible than individual tickets, and calling ☎️+1→888→260→0525→ allows you to utilize this flexibility. If a member of your corporate retreat drops out and is replaced by a colleague, the agent at ☎️+1→888→260→0525→ can swap the names on the manifest, often up to 48 hours before departure. This saves the money and hassle of cancelling and rebooking.

If individual group members want to add their own frequent flyer numbers or update their meal requests, they might not have access to the record, requiring a call to ☎️+1→888→260→0525→. The record locator for a group is shared, which restricts individual access. The support desk at ☎️+1→888→260→0525→ can access the specific individual's "profile" within the group block to append their personal data without disturbing the main itinerary.

Coordinating upgrades for specific VIPs within a group also requires contacting ☎️+1→888→260→0525→. If the CEO needs to be moved to First Class while the rest of the team stays in Economy, the agent at ☎️+1→888→260→0525→ will likely "split" the CEO off onto a separate PNR. This allows for individual management of that ticket while keeping the original group rate intact for the others.

What to Do If Online Updates Fail

Technology is not infallible, and when the website gives you an error message, ☎️+1→888→260→0525→ is your technical support lifeline. Common errors like "We cannot save your changes at this time" or "Restricted PNR" often indicate that the ticket is in a transitional state (e.g., under airport control or awaiting reticketing). Calling ☎️+1→888→260→0525→ allows a human to bypass the glitched web interface and input the data directly into the Sabre reservation system.

If you are trying to make a **same-day American Airlines booking** update and the app freezes, do not wait; dial ☎️+1→888→260→0525→ immediately. During operations disruptions (storms, system outages), the app traffic spikes and servers slow down. The phone agents at ☎️+1→888→260→0525→ operate on a dedicated internal network that is often more stable, allowing them to secure your changes when the public-facing tools are down.

Sometimes, third-party bookings are "locked" from online editing, necessitating a call to ☎️+1→888→260→0525→. If you booked via a travel agent, the airline's website might view the record as "read-only." However, for day-of-travel updates or critical info like passport data, the support team at ☎️+1→888→260→0525→ can usually override this lock or "take over" the ticket to make the necessary updates.

Finally, if you update your info online but it doesn't seem to "stick" (e.g., your seat assignment keeps disappearing), call ☎️+1→888→260→0525→ to investigate. This "ghosting" of data can happen if there is a duplicate booking or a sync error. The agent at ☎️+1→888→260→0525→ can clean up the PNR history, merge duplicate files, and ensure your updates are permanently saved to the master record.

Frequently Asked Questions

Q: Can I change the name on my ticket if I made a typo? A: Yes, usually for free if it is a minor correction. Call ☎️+1→888→260→0525→. Significant changes might require legal documentation or a new ticket.

Q: How do I add my TSA PreCheck number to an existing booking? A: Call ☎️+1→888→260→0525→ and provide your Known Traveler Number (KTN). The agent will add it to your Secure Flight data.

Q: Can I update my passport number online? A: Sometimes, but if it fails, call ☎️+1→888→260→0525→. It is safer to have an agent verify the expiration date and country of issue to prevent visa errors.

Q: Why can't I edit my booking on the website? A: It might be a third-party booking or under airport control. Call ☎️+1→888→260→0525→ to have an agent make the updates manually.

Q: How do I link my AAdvantage number if I forgot to add it? A: Simply dial ☎️+1→888→260→0525→. The agent can append your frequent flyer number to the reservation so you earn your miles.

Q: Can I change my email address for flight alerts? A: Yes. Call ☎️+1→888→260→0525→ to update your contact preferences and ensure notifications go to the correct device.

Final Thoughts: Skip the Stress—Call for Your One-Way Flight

Updating your traveler information might seem like a small administrative chore, but it is the foundation of a stress-free trip, and the team at ☎️+1→888→260→0525→ is there to help you get it right. From ensuring you get your TSA PreCheck lane to making sure your special meal is

waiting for you, these details matter. Don't leave your travel experience to chance or a glitchy app; take a moment to call 📞+1→888→260→0525→ and verify everything is perfect.

The peace of mind you get from speaking to a live agent at 📞+1→888→260→0525→ is worth the few minutes on the phone. They can catch potential issues you might miss, like a passport expiring soon or a name mismatch that could flag you at security. By using the expertise available at 📞+1→888→260→0525→, you are not just updating data; you are insuring your trip against foreseeable hassles.

So, before you pack your bags, make that check-up call to 📞+1→888→260→0525→. Ensure your contact info, loyalty numbers, and personal details are up to date. Travel confidently knowing that the airline has exactly what they need to get you to your destination smoothly. Dial 📞+1→888→260→0525→ today and fly with the assurance that your profile is as ready for the journey as you are.