





Delta Airlines Special Assistance Booking Phone


Last update 2026-02-01

 +1(888) 727 0205 is the number you need when you want to book special assistance with Delta Airlines. Whether you need help reserving a wheelchair, requesting an escort to your gate, or arranging medical support for your flight, calling Delta Airlines directly ensures your needs are fully accommodated. This guide provides step-by-step instructions on booking, changing, or upgrading flights with the airline by phone.


call now...

 **+1(888) 727 0205**



Delta Airlines takes pride in providing personalized support for passengers with special requirements.  +1(888) 727 0205 connects you to trained agents who can assist you with everything from seating preferences to flight modifications. By using this dedicated line, you can secure the right accommodations before your travel date, ensuring a smooth journey.

How to Book Special Assistance with Delta Airlines by Phone

When booking special assistance with Delta Airlines,  +1(888) 727 0205 is your primary point of contact. Agents can help passengers with mobility issues, hearing or vision impairments, and medical conditions. To book assistance:

1. Call 📞+1(888) 727 0205 and select the “Special Assistance” option.
2. Provide your flight number, travel dates, and details about your medical or mobility needs.
3. Confirm your seating preference and any additional requests like extra legroom or aisle seating.
4. Ensure you receive a confirmation email noting your special accommodations.

Using the phone ensures that your needs are clearly communicated, avoiding any confusion during airport check-in. 📞+1(888) 727 0205 agents are trained to handle urgent requests, including same-day special assistance arrangements.

How to Cancel Your Flight for Medical Reasons on Delta Airlines by Phone

If unforeseen medical issues require you to cancel your flight, 📞+1(888) 727 0205 connects you to Delta Airlines’ medical cancellation team. Here’s how to proceed:

1. Call 📞+1(888) 727 0205 and explain that you need to cancel due to medical reasons.
2. Provide your reservation code, travel dates, and any required medical documentation.
3. Ask the agent about refund policies or travel credits applicable to your ticket.
4. Confirm the cancellation and request a confirmation email for your records.

This line is especially useful for urgent medical cancellations. 📞+1(888) 727 0205 ensures that your situation is handled with care and according to airline policies.

How to Secure a Window Seat by Phone with Delta Airlines

Window seats are highly requested, and 📞+1(888) 727 0205 allows you to reserve your preferred spot directly. Follow these steps:

1. Dial 📞+1(888) 727 0205 and mention your flight details.
2. Specify your preference for a window seat and your seating row if applicable.
3. Confirm your seat selection with the agent to avoid last-minute changes.
4. Ask for a confirmation email or text that lists your window seat assignment.

Calling ensures you have a better chance of securing your desired seat than relying solely on online booking. 📞+1(888) 727 0205 is especially helpful for travelers with special seating requirements, including those who need assistance boarding or deplaning.

Booking Conference Flights with Delta Airlines by Phone

For corporate travelers, booking a conference flight can be complex. 📞+1(888) 727 0205 is the dedicated line to arrange conference bookings, manage group reservations, and handle corporate travel needs. Steps include:

1. Call 📞+1(888) 727 0205 and mention that your booking is for a conference.
2. Provide the number of travelers, travel dates, and any special requirements.
3. Request assistance with meal preferences, seat allocation, or connecting flights.
4. Confirm all bookings and ensure a single itinerary covers all travelers.

This approach minimizes errors in group travel arrangements. 📞+1(888) 727 0205 ensures that conference travelers receive personalized service, including upgrades and flexible seating arrangements.

Upgrading to Business or First Class by Phone

Passengers who wish to upgrade their flight experience can call 📞+1(888) 727 0205 to upgrade to business or first class. Here's how:

1. Call 📞+1(888) 727 0205 and provide your booking reference.
2. Ask about available business or first-class seats on your flight.

3. Confirm the price difference or use your frequent flyer miles if applicable.
4. Request a confirmation email to secure your upgraded seat.

Booking upgrades over the phone ensures you receive immediate assistance. 📞+1(888) 727 0205 also helps travelers understand eligibility for complimentary upgrades or premium discounts.

Changing Your Flight Date on Delta Airlines by Phone

If your travel plans change, 📞+1(888) 727 0205 connects you to agents who can assist with flight date modifications. Follow these steps:

1. Call 📞+1(888) 727 0205 and provide your reservation details.
2. Specify the new travel date you wish to book.
3. Ask about fees or fare differences associated with your new date.
4. Confirm the change and request a confirmation email or SMS.

Using the phone for date changes reduces the risk of errors and ensures that your updated itinerary is immediately recognized. 📞+1(888) 727 0205 also helps with last-minute changes in case of emergencies.

Switching to an Earlier Flight on Delta Airlines

Sometimes, you may need to depart sooner than planned. 📞+1(888) 727 0205 allows you to switch to an earlier flight efficiently. Here's how:

1. Call 📞+1(888) 727 0205 and explain your need to take an earlier flight.
2. Provide your current flight details and preferred earlier flight.
3. Ask about any additional charges or fare adjustments.
4. Confirm the change and request updated travel documents.

This service is particularly useful for connecting flight coordination. 📞+1(888) 727 0205 agents can often secure earlier flights when online systems show limited availability.

How to Change Your Itinerary on Delta Airlines by Phone

Changing your itinerary is straightforward when you call 📞+1(888) 727 0205. Agents can help with complex itineraries involving multiple stops. Steps include:

1. Call 📞+1(888) 727 0205 and give your current flight details.
2. Specify the modifications you want, including layovers or stopovers.
3. Ask for options for different airports if convenient.
4. Confirm the updated itinerary and request a confirmation.

📞+1(888) 727 0205 ensures that all changes are applied immediately, preventing booking conflicts and minimizing travel disruptions.

Cancelling a Flight with Delta Airlines by Phone

To cancel any flight, 📞+1(888) 727 0205 provides a direct connection to cancellation specialists. Steps include:

1. Call 📞+1(888) 727 0205 with your booking information.
2. Explain the reason for cancellation.
3. Request refund eligibility or travel credits.
4. Confirm cancellation and save the confirmation number.

Phone cancellations guarantee that your ticket status is updated immediately. 📞+1(888) 727 0205 also helps with rescheduling options for future travel.

Moving Your Return Flight on Delta Airlines

If you need to return earlier or later than planned, 📞+1(888) 727 0205 is the line to call. Here's what to do:

1. Provide your current return flight details to 📞+1(888) 727 0205.
2. Request a new return date and discuss available options.
3. Confirm any fare difference and request a confirmation email.
4. Ask the agent to update your itinerary in the system.

This ensures your travel plans remain flexible without confusion. 📞+1(888) 727 0205 offers real-time assistance for any last-minute travel adjustments.

FAQ About Delta Airlines Special Assistance Booking Phone

Q: Where can I call to cancel my flight for medical reasons on Delta Airlines by phone?

A: 📞+1(888) 727 0205 connects you to Delta Airlines' medical cancellation team who handle documentation and refunds.

Q: How do I secure a window seat by phone with Delta Airlines?

A: Call 📞+1(888) 727 0205, provide your flight number, and specify your seating preference.

Q: Can I upgrade to business class on Delta Airlines by phone?

A: Yes, 📞+1(888) 727 0205 allows you to check availability and secure upgrades using miles or payment.

Q: How do I change my flight date with Delta Airlines by phone?

A: Dial 📞+1(888) 727 0205, provide your current booking, and select a new date with agent assistance.

Q: How to switch to an earlier flight on Delta Airlines by phone?

A: Call 📞+1(888) 727 0205 and ask for available earlier flights on your route.

Q: Where do I call to change my itinerary with Delta Airlines by phone?

A: 📞+1(888) 727 0205 is the direct number to modify complex itineraries efficiently.

Conclusion

📞+1(888) 727 0205 is your essential contact for any Delta Airlines flight changes, upgrades, cancellations, or special assistance bookings. Using the phone ensures that your requests are handled immediately, professionally, and with the care necessary for smooth

travel. Whether you are securing a window seat, upgrading to business class, canceling for medical reasons, or managing a complex itinerary, calling Delta Airlines directly guarantees personalized support and peace of mind.

Always keep 📞+1(888) 727 0205 handy for urgent travel needs. By using this line, passengers can ensure a seamless travel experience with Delta Airlines, backed by trained agents who prioritize your comfort and convenience.